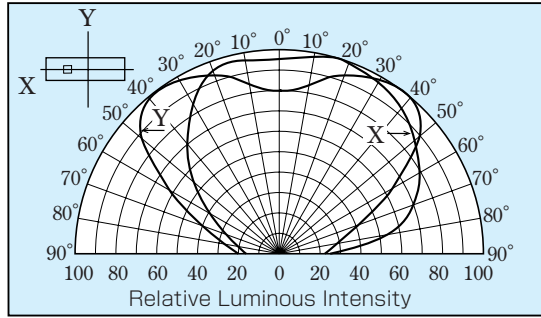


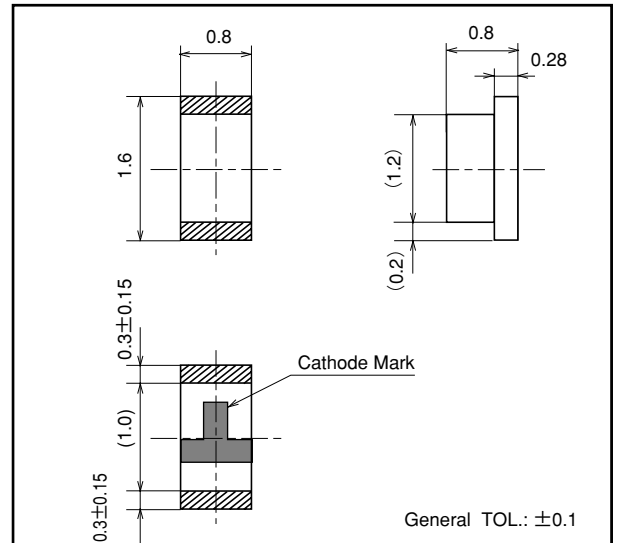
Characters

- Chip LED (1.6×0.8×0.8)
- Super compact type

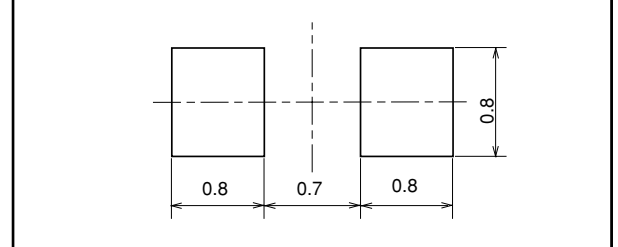
Directive Characteristics (Ta=25°C)



Outline Dimensions (Unit:mm)



Recommended soldering Pattern (Unit:mm)



Absolute Maximum Ratings (Ta=25°C)

Item	Symbol	Value	Unit
Power Dissipation	P _D	80	mW
DC Forward Current	I _F	20	mA
Pulsed Forward Current	I _{FP}	100 ★ ¹	mA
Reverse Voltage	V _R	5	V
Operating Temperature	T _{opr}	-30~ +80	°C
Storage Temperature	T _{stg}	-40~ +85	°C

★¹Duty 1/10 Pulse Width 100 μs.

Electrical and Optical Characteristics (Ta=25°C)

Part No.★ ²	Luminous Intensity (mcd)★ ³			Forward Voltage (V)			Reverse Current (μA)		Wavelength Characteristics (nm)			
	Typ.	Min.	I _F (mA)	Typ.	Max.	I _F (mA)	Max.	V _R (V)	λ _D Min.	λ _D Max.	Δλ Typ.	I _F (mA)
E1S03-AB1A7-02	44	26	20	3.4	3.9	20	2	5	465	470★ ⁴	25	20
									475	480★ ⁴		
E1S03-AG1A7-02	148	87	20	3.3	3.9	20	2	5	520	530★ ⁵	35	20
									530	540★ ⁵		
E1S03-AC1A7-02	100	77	20	(3.3)	3.9	20	2	5	(490)	(500)★ ⁵	(35)	10
									(500)	(510)★ ⁵		

★² See table for Luminous Intensity Ranks. ★³ Axial Direction (Luminous Intensity) ★⁴ Devices are sorted by 5 nm wavelength ranges. ★⁵ Devices are sorted by 10 nm wavelength ranges.

Luminous Intensity (Ta=25°C)

Luminous Intensity (mcd)					
BLUE®		GREEN®		BLUISH-GREEN®	
Rank		Rank		Rank	
D·M·V	26~34	E·N	114~148	D·M	77~100
E·N·W	34~44	F·P	148~193	E·N	100~130
F·P·X	44~57	G·Q	193~250	F·P	130~170
G·Q·Y	57~74				

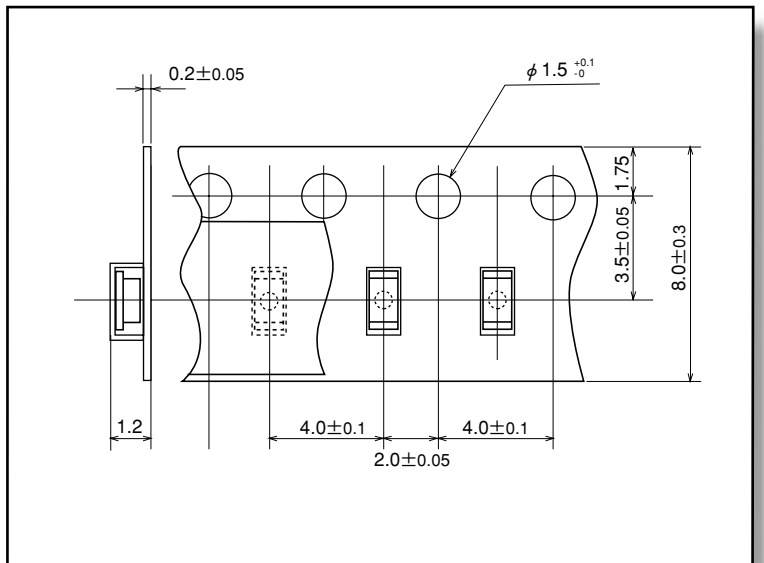
(I_F=20mA)
★Please contact sales person, if you request to designate Luminous Intensity Ranks.

Package

Taping 3000pieces/reel (Code No.7)
(example: 3000 pieces/reel → E1S03-AB1A7-02)

★Please use the Part Number for your order.

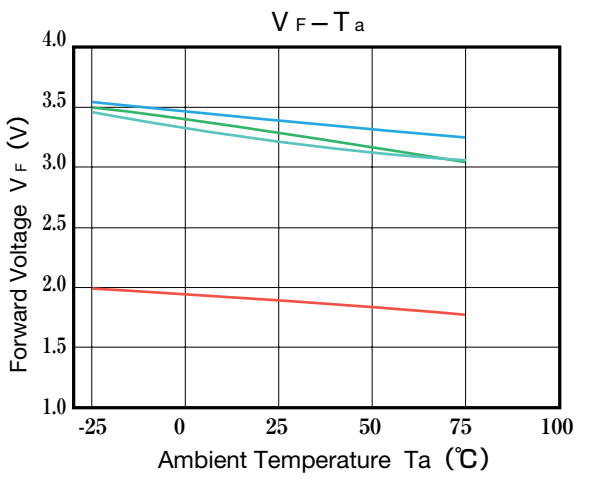
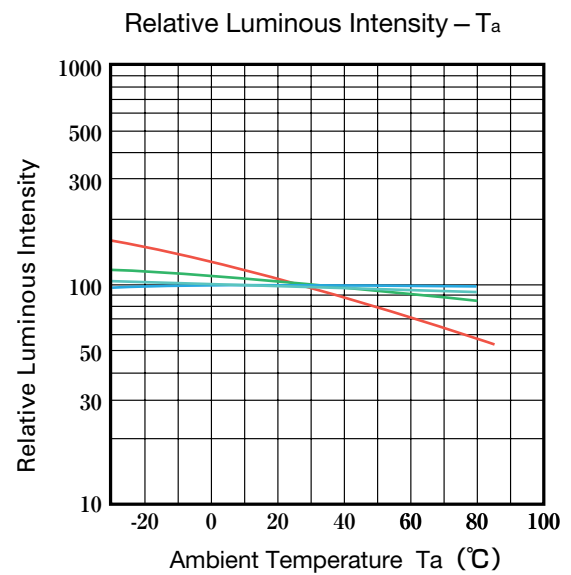
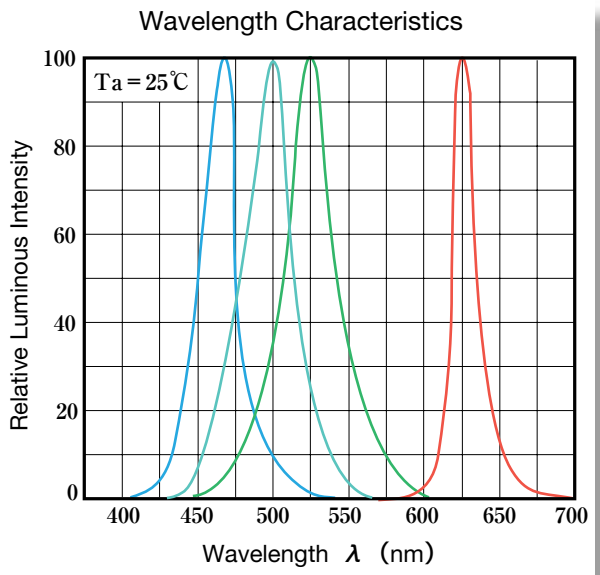
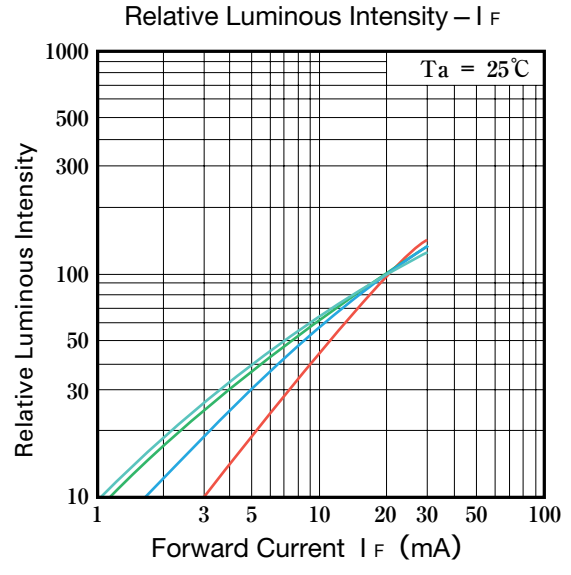
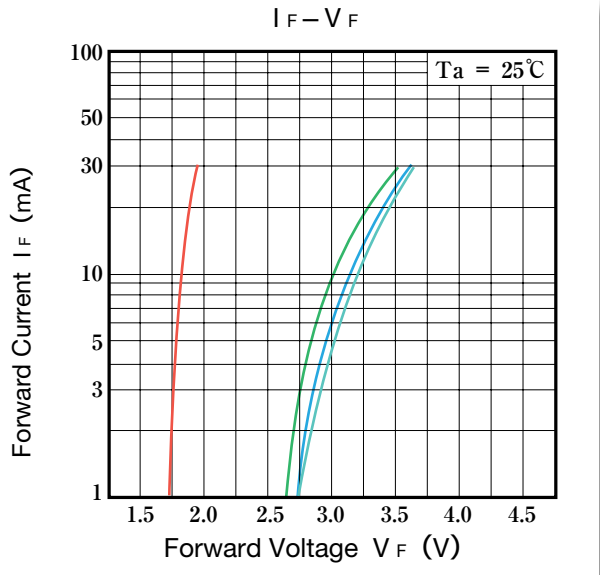
Taping Outline Dimensions (Unit:mm)



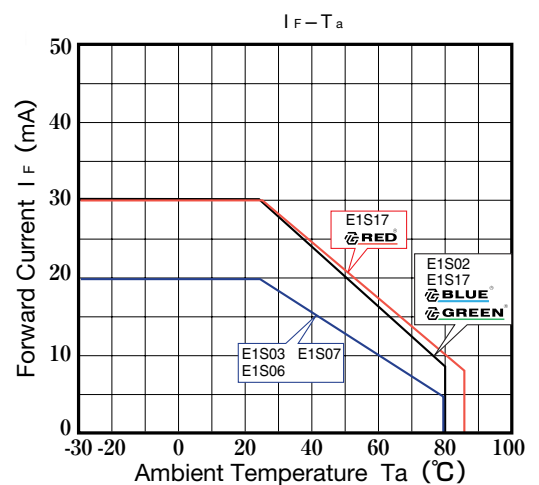


Typical Characteristics

* The data shows typical value, and the value is not guaranteed.



Allowable Value



CHIP LED



PRECAUTIONS IN USE

① Soldering Conditions

- When soldering chip LEDs, the humidity encapsulated in the resin may expand with heat and disturb the junction bond. This may also affect the optical characteristics of the LED.

[E1S03, E1S06, E1S07]

- Maximum allowable soldering conditions are:
Reflow solder : 240 degrees C max., 10 seconds max., twice. pre-heat is 160 degrees C max., 1 minute max.
Soldering iron : 300 degrees C max., 3 seconds max., once.
- As for side view SMD solder may slide inside the resin according to the re-flow condition. Please be careful that the reflow condition may influence the quality of the product.
Please contact our sales person for more details.

[E1S02]

- Maximum allowable soldering conditions are:
Solder dipping : 260 degrees C max., 5 seconds max., once.
Reflow solder : 240 degrees C max., 5 seconds max., once. pre-heat is 150 degrees C max., 2 minutes max.
Soldering iron : 300 degrees C max., 5 seconds max., once.

[E1S17]

- Maximum allowable soldering conditions are:
Reflow solder : 240 degrees C max., 5 seconds max., no more than twice. pre-heat is 150 degrees C max., 2 minutes max.
Soldering iron : 280 degrees C max., 3 seconds max., once.

② Storage

- Use within 7 days after opening the sealed bag.
- After opening keep the bag flap closed and store in a dry environment.

③ Cleaning

- Do not use organic solvents such as Trichloroethylene or acetone.
Organic solvents will damage the surface of the chip.
When ultrasonic cleaning, inspect before immersion.

④ Static Electricity

- These products are so sensitive to static electricity charge that users are required to handle with care. Particularly if an over-current and over-voltage which exceeds the Absolute Maximum Rating of Products is applied, the overflow in energy may cause damage to, or possibly result in electrical destruction of, the Products. Customer is requested to adequate countermeasures against static electricity charge and surge when handling Products.
- A protection device should be installed in the LED driving circuit, which does not exceed the max. rating for surge current during on/off switching.
- Proper grounding of Products (via $1M\Omega$), use of conductive mat, semiconductive working uniform and shoes, and semiconductive containers are considered to be effective as countermeasures against static electricity and surge.
- When the electrified product touches the low resistance part such as the metal face, there is a high possibility that it may be charged due to radical electric discharge.
When grinding, use of resisting element such as conductive mat is effective for parts where the product directly touches.
- A tip of soldering iron is requested to be grounded. An ionizer should also be installed where risk of static generation is high.
- If the countermeasures mentioned above are implemented, LED can work well.

Users are required to check those countermeasures when problems occur by static electricity charge.

⑤ Safety Precautions

- Users are requested to comply with the laws and public regulations concerning safety.
- The light output of the Products may cause injuries to human eyes in circumstances where the Products are viewed directly for more than a few seconds.



PRECAUTIONS IN USE

1

The products described in this brochure are intended only for standard applications or general electronic equipment such as office equipment, communications, and electronic instrumentation and household electrical appliances.

When they are used for transport equipment, disaster prevention and crime prevention equipment as well as other safety devices calling for high reliability and safety, users are required to pay particular heed to the safety design of the equipment as a whole in terms of fail-safe design and redundant design to maintain the reliability and safety of the equipment.

Do not use them for special applications such as aviation, spacecraft, heating equipment and life-sustaining equipment which require exceptionally high reliability and safety and if their failure or malfunction may threaten human lives or may be detrimental to human bodies.

It is to be understood that the seller shall not be held responsible for any damage incurred as a result of using the product for the purpose which is not the standard the seller has intended to be used for, unless the seller articulates agrees to the non-standard use in writing.

2

Users are requested to comply with the laws and public regulations concerning safety.

3

In the event the products which are to be used are in mass production, the execution of written specifications or purchase agreement between the seller and the customer is required.

The seller shall bear no responsibility for any damages or injury that are caused by customers' usage of the products without the execution of such specification or purchase agreement.